

# Select Seam®

Featuring

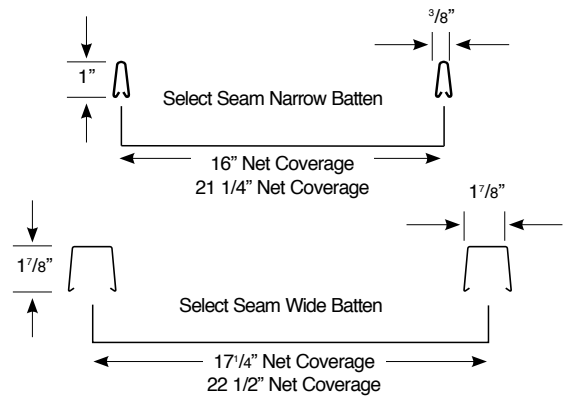
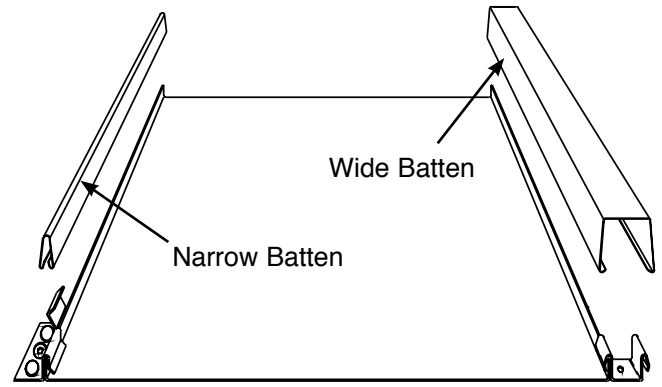
## Zincalume® For Twice the Life!

Zincalume combines the strength of steel with the corrosion resistance of aluminum for twice the life of most zinc coatings.

Select Seam is a performance-rated, non-structural, batten seam metal roof system. It's clean wide pan appearance makes it ideal for a classic architectural effect.

## features | benefits

- Available in narrow batten and wide batten in the following net coverages:
  - Narrow Batten: 16" coverage  
21 1/4" coverage
  - Wide Batten: 17 1/4" coverage  
22 1/2" coverage
- UL580-Class 90 wind uplift rated.
- Narrow Batten tested for air infiltration per ASTM E1680 and water infiltration per ASTM E1646 with factory applied sealant.
- Optional factory applied sealant saves time in the field and assures weathertightness.
- 24 gauge Zincalume® coated steel clips. Stainless steel clips are used with copper panels.
- Narrow batten panels can be field curved for radius applications (see reverse side).
- Offered with subtle longitudinal striations between ribs.



- Preformed flashings and matching flat sheet available.
- Offered in a range of finishes including:
  - 24 gauge Zincalume® with the DuraTech™5000 (polyvinylidene fluoride) coating system.
  - Unpainted Zincalume® Plus.
  - Real 16 oz. copper.
  - ZACTique® II treatment.
- Available tapered for special architectural applications.
- Ideal for both new and retrofit roof applications.
- Flashing details and CSI guide specification available.

### Oil Canning

All flat metal surfaces can display waviness commonly referred to as "oil canning". "Oil canning" is an inherent characteristic of steel products, not a defect, and therefore is not a cause for panel rejection.

Net Coverages	Weight, lbs/Sq. ft.	
	24 ga.	22 ga.
16" Coverage	1.17	1.46
21 1/4" Coverage	1.11	1.39
17 1/2" Coverage	1.24	1.56
22 1/2" Coverage	1.17	1.49




A BlueScope Steel Company

# Curved Select Seam®

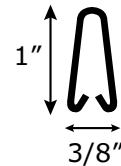
Featuring

## Zincalume® For Twice the Life!

Zincalume combines the strength of steel with the corrosion resistance of aluminum for twice the life of most zinc coatings.



**Curved Select Seam** is a performance-rated, non-structural, batten seam metal roof system that can be curved for radius applications.



Narrow Batten

## features | benefits

- Narrow Batten available in the following net coverages:  
Narrow Batten: 16" coverage  
21 1/4" coverage
- Curving Options:  
**Convex Curves:** Narrow Batten 24 ga. can be machine curved on the field to a minimum 4' radius.  
**Concave Curves:** Narrow Batten 24 ga. can be machined curved on the field to a minimum 25' radius.
- Offered in a range of finishes including:
  - 24 gauge Zincalume® with the DuraTech™5000 (polyvinylidene flouride) coating system.
  - Unpainted Zincalume® Plus.
  - Real 16 oz. copper.
  - ZACTique®II treatment
- Panels offered with subtle striations for a clean pan appearance.
- Zincalume® coated steel clips. Stainless steel clips are used with copper panels.
- Special underlayment is required on curved applications at areas with less than 3:12 slope.

**NOTE:** Factory applied sealant currently not available for Curved Select Seam Narrow Batten. Sealant is field applied by installer.

Net Coverages	Weight, lbs/Sq. ft.	
	24 ga.	22 ga.
16" Coverage	1.17	1.46
21 1/4" Coverage	1.11	1.39

